

LinMot®

P01-23x160H-HP

Import Belgium & Luxembourg

Profilex s.a.

4A, Z.I. In den Allern
L-9911 Troisvierges

Tel: 00352/99 89 06


Fax: 00352/26 95 73 73

www.profilex-systems.com

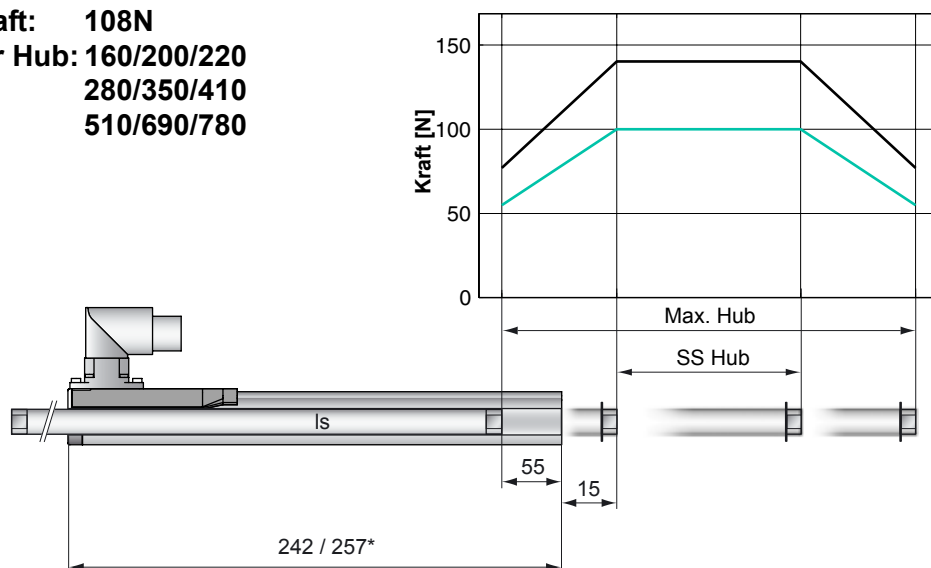
profilex@pt.lu



The linear motor technology for industrial applications



Spitzenkraft: 108N
Maximaler Hub: 160/200/220
280/350/410
510/690/780



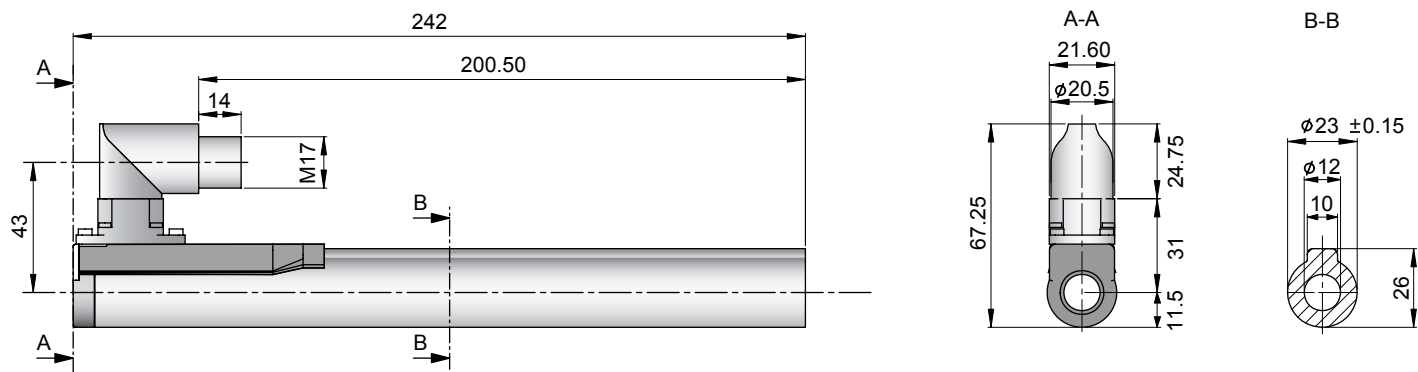
— E1100HC, 72VDC
— E1100, 72VDC & E1001, 72VDC

Abmessungen mm
*Kabel Typ

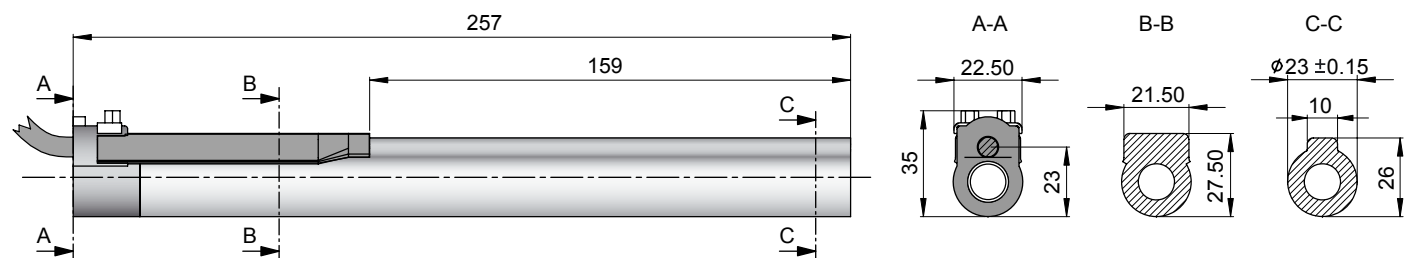
Motor Spezifikation

	P01-	Stecker Typ					Kabel Typ				
		23x160H-HP-R					23x160H-HP-R20				
Maximaler Hub	mm (in)	160	200	220	280	350	410	510	690	780	
Kurzhubbereich SS	mm (in)	20	60	80	140	210	270	370	550	640	
Spitzenkraft E1100 - HC	N (lbf)						137 (30.8)				
Spitzenkraft E1100 / E1001	N (lbf)						100 (22.5)				
Kont. Kraft	N (lbf)						31 (7.0)				
Kont. Kraft mit Lüfter	N (lbf)						48 (10.7)				
Randkraft	%						56				
Kraftkonstante	N/A (lbf/A)						12.5 (2.81)				
Max. Strom @ 72VDC	A						11				
Max. Strom @ 48VDC	A						10				
Max. Gesch. @ 72VDC	m/s (in/s)						5.3 (208)				
Max. Gesch. @ 48VDC	m/s (in/s)						3.5 (138)				
Phasenwider. 25/110 °C	Ohm						3.8/5.1				
Phaseninduktivität	mH						0.54				
Therm. Widerstand	°K/W						2.7				
Therm. Zeitkonstante	sec						1300				
Statordurchmesser	mm (in)						23 (0.91)				
Statorlänge	mm (in)						242/257* (9.53/10.12*)				
Statormasse	g (lb)						450 (0.99)				
Läuferdurchmesser	mm (in)						12 (0.47)				
Läuferlänge	mm (in)	230	270	290	350	420	480	580	760	850	
Läufermasse	g (lb)	175	210	230	280	340	390	475	625	700	
Wiederholgenauigkeit	mm (in)						±0.05 (±0.0020)				
Linearität	%						±0.1				
Wiederholgenauigk. ES	mm (in)						±0.01 (±0.0004)				
Linearität ES	mm (in)						±0.01 (±0.0004)				

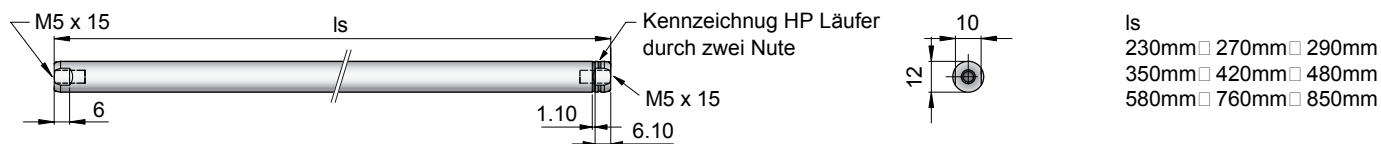
PS01-23x160H-HP-R



PS01-23x160H-HP-R20



PL01-12x.../-HP



Linearmotor		Stator		Läufer	
Typ	Art. Nr.	Typ	Art. Nr.	Typ	Art. Nr.
P01-23x160H/20x160-HP	-->			& PL01-12x230/190-HP	0150-1519
P01-23x160H/60x200-HP	-->			& PL01-12x270/230-HP	0150-1520
P01-23x160H/80x220-HP	-->			& PL01-12x290/250-HP	0150-1521
P01-23x160H/140x280-HP	-->	PS01-23x160H-HP-R	0150-1254	& PL01-12x350/310-HP	0150-1522
P01-23x160H/210x350-HP	-->	PS01-23x160H-HP-R20	0150-1255	& PL01-12x420/380-HP	0150-1523
P01-23x160H/270x410-HP	-->			& PL01-12x480/440-HP	0150-1524
P01-23x160H/370x510-HP	-->			& PL01-12x580/540-HP	0150-1525
P01-23x160H/550x690-HP	-->			& PL01-12x760/720-HP	0150-1526
P01-23x160H/640x780-HP	-->			& PL01-12x850/810-HP	0150-1527

Stecker

Motor Steckerbelegung

Kabellänge:
P01-23x160...-HP-R20 0.2m

Ph 1+	rot	1
Ph 1-	pink	2
Ph 2+	blau	3
Ph 2-	grau	4
+5VDC	weiss	A
GND	innerer Schirm	B
Sinus	gelb	C
Cosinus	grün	D
Temp.	schwarz	E
Schirm	äusserer Schirm	Geh.

Zubehör

